



# Welcome to the Reception

## Meet the Teacher




Mrs Burrell-Brown  
Monday, Tuesday



Mrs Carroll  
Wednesday, Thursday, Friday

# To be covered:



- Our curriculum goals
- Timetable this term
- How we teach Phonics, Reading, Writing and Maths
- Homework in Reception
- How we communicate with parents
- Extra information and reminders
- Questions



# Reception Curriculum Goals



## Ready to Learn

I am happy and settled at school  
I like to learn



## Lunchtime Superstar

I can start to follow our  
lunchtime rules including  
holding a knife and  
fork



## Fantastic Friend

I am kind to others  
I listen to my  
classmates



## Risk Taker

I assess a situation,  
solve problems and  
try things out



## Story Writer

I can write my own  
simple story



## Brilliant Bookworm

I can state my opinion on  
books I have read  
I can read simple  
sentences and books



## Handwriting Hero

I can hold my pencil correctly  
I can write many of my letters  
correctly



## Master of Maths

I show a deep  
understanding of  
numbers to ten



## Eco-Warrior

I can explain ways to look after  
the environment



## Respectful Citizen

I can show knowledge and  
respect to all people around the  
world



## Proud Performer

I can perform to an audience




## Dynamic Designer

I can create many different  
design projects at school



# Timetable



Monday Mrs Burrell-Brown	Tuesday Mrs Burrell-Brown	Wednesday Mrs Carroll	Thursday Mrs Carroll	Friday Miss Carroll
EYFS activities inc English, Maths & Phonics	EYFS activities inc English, Maths & Phonics	EYFS activities inc English, Maths & Phonics	EYFS activities inc English, Maths & Phonics	EYFS activities inc English, Maths & Phonics
Writing focus	Library	PE / PSHE	RE	

## Weekly Activities-

- Topic Work - Marvellous Me, Harvest, Celebrations
- Art and Craft
- Mile a Day
- PSHE
- PE
- RE

# Phonics

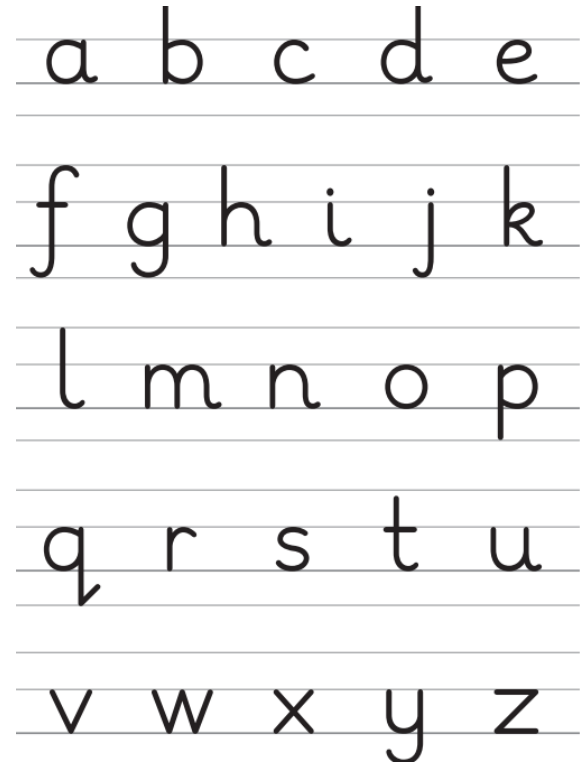


## Lesley Clarke Phonics

We learn 3-4 sounds a week and as part of this the children will learn to:

- Hear, say and recognise the sound
- Write the letter using the correct formation
- Read and write words containing the sound
- Children's reading books will be linked to sounds covered in class

Phonics Workshop – Thursday 19<sup>th</sup> October



Video of all sounds:

<https://www.youtube.com/watch?v=UCI2mu7URBc>

# Reading



## Early Learning Goals

ELG: Comprehension

Children at the expected level of development will:

- Demonstrate understanding of what has been read to them, Anticipate key events in stories; - Use and understand recently introduced vocabulary during discussions about stories, non-fiction, rhymes and poems and during role-play.

ELG: Word Reading Children at the expected level of development will:

- Say a sound for each letter in the alphabet and at least 10 digraphs, read words consistent with their phonic knowledge by sound-blending, read aloud simple sentences and books that are consistent with their phonic knowledge, including some common exception words.

### Reading Scheme Book

To be changed on a Monday and Thursday as long as the reading diary is signed.  
Please keep these in bookbags every day.

### Library Book

Sent out every Tuesday, to be returned by the following Tuesday.

**Reading Record** – to be filled in every time a child is read with at home or in school. Please read with your child at least three times a week.

# Early Writing

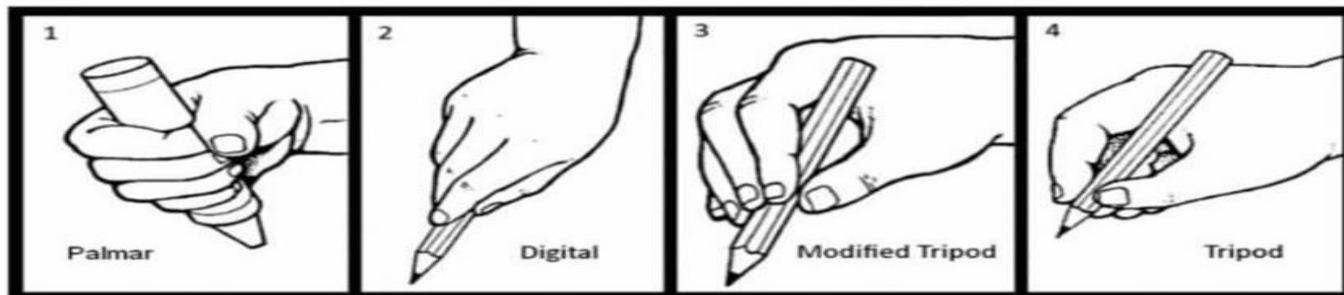


Fine motor activities are available each day and help to develop early handwriting skills

- Cutting with scissors
- Manipulating playdough
- Using tweezers
- Pegging things on a washing line
- Threading beads and pasta



## Pencil grip



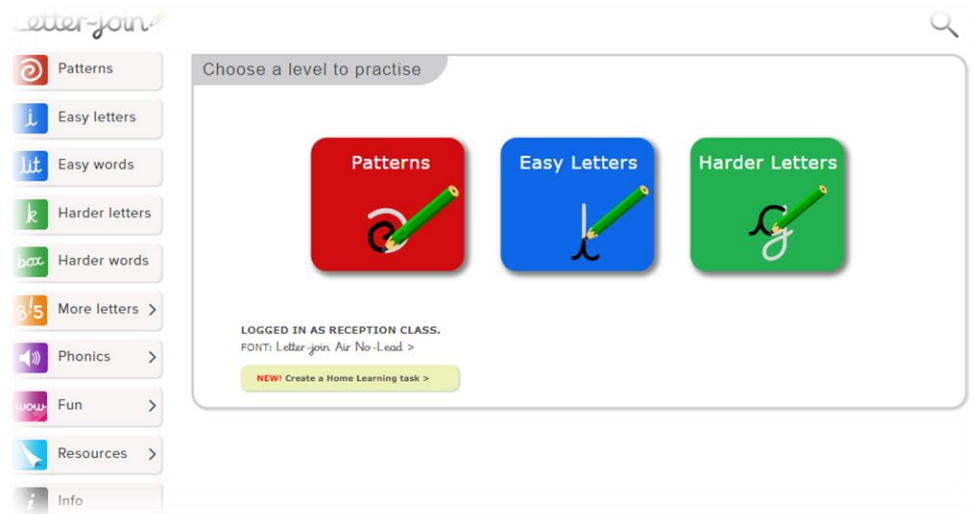
# Writing



## Early Learning Goal Writing

Write recognisable letters, most of which are correctly formed. Spell words by identifying sounds in them and representing the sounds with a letter or letters. Write simple phrases and sentences that can be read by others.

- Daily practice in class
- Writing for a purpose – encouraging children to see themselves as writers
- Reading to write
- Letterjoin: log in to practise at home
- Name writing cards





# How to support your child at home- Literacy



Fine Motor  
Activities



Online- LetterJoin,  
Reading Eggs, Teach Your  
Monster to Read



Share stories- talk  
about the events  
and characters



Make writing fun-  
chalking outside, using  
flour, different mark-  
making materials

Play Games- I Spy,  
Orchard Games, Role  
Play

# Maths



**Early Learning Goal: Number** Have a deep understanding of number to 10, including the composition of each number; - Subitise (recognise quantities without counting) up to 5; - Automatically recall (without reference to rhymes, counting or other aids) number bonds up to 5 (including subtraction facts) and some number bonds to 10, including double facts.

**Early Learning Goal: Numerical Patterns** Verbally count beyond 20, recognising the pattern of the counting system; - Compare quantities up to 10 in different contexts, recognising when one quantity is greater than, less than or the same as the other quantity; - Explore and represent patterns within numbers up to 10, including evens and odds, double facts and how quantities can be distributed equally.

- Carpet time each day
- Small group tasks during the week
- Supporting activities out in the class at all times
- Math's within all areas of our curriculum
- We use White Rose Maths



# How to support your child at home- Maths



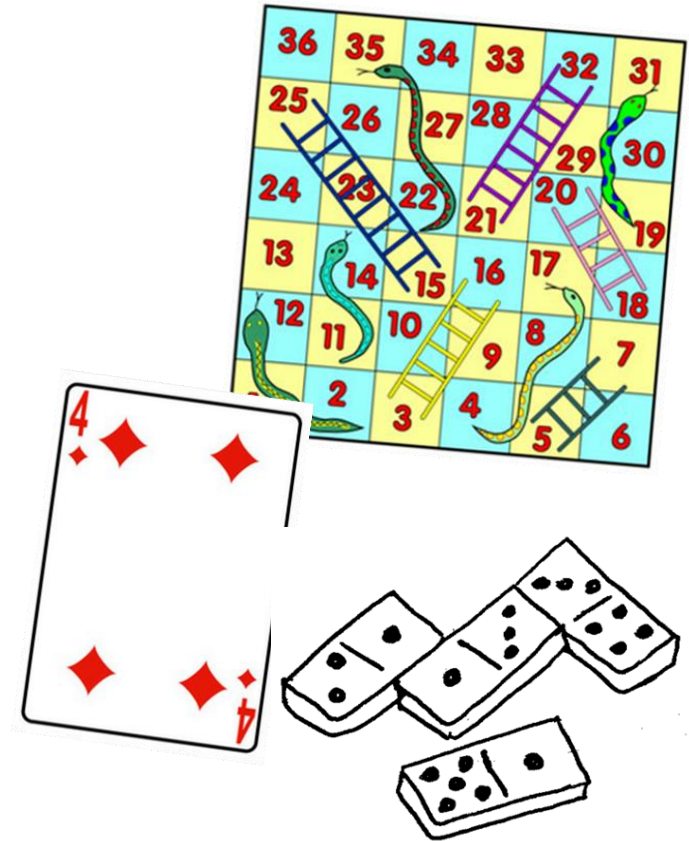
Counting



Online –  
e.g. Top Marks  
Maths games,  
Numberblocks



Quickfire  
questions



Games

# Homework



## **1. Phonics and Handwriting books**

We will send home phonics books and handwriting books. These will be sent out on a Friday. Please complete the practise at home and send them back by the following Tuesday.

## **2. Reading**

Reading books will be sent home during the week (Please see the 'reading' slide for more information).

# Communicate between school and home



**ClassDojo**

**Dojo –**

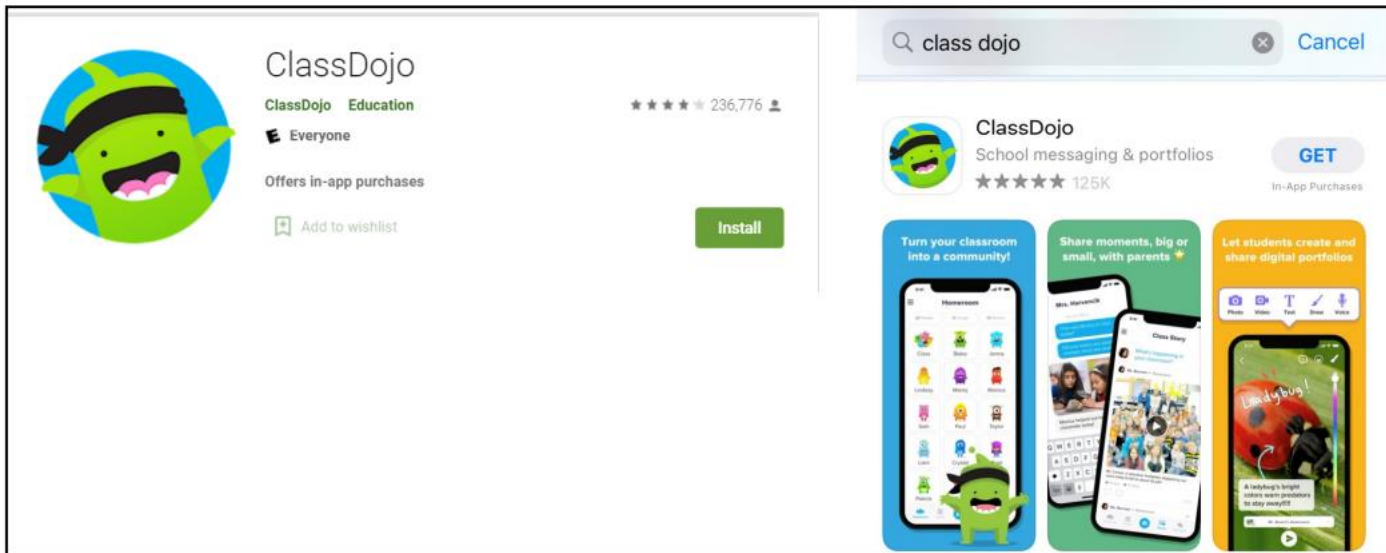
- Aid to communicate with parents
- Share learning experiences at school – these will be weekly updates for the whole class
- For you to share learning from home

**Reading Record** – for logging reading carried out at home or at school

**Contact the office** – Medical appts, after school clubs and urgent messages



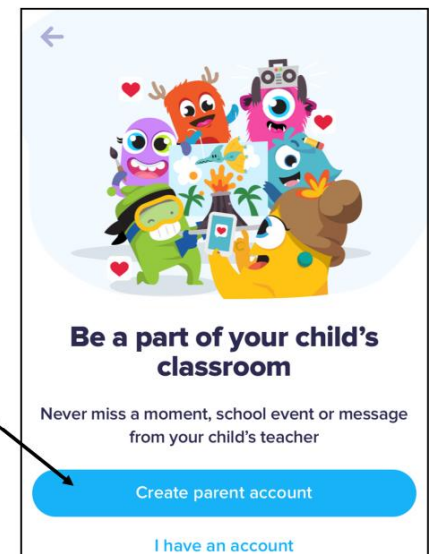
Download ClassDojo from the app store.



Open the ClassDojo app and click 'I'm a parent'.






Click 'Create parent account'.



If you have been given a parent code, 'Add child with code'.

If you do not have a code, click 'Add child through a teacher'.


Let's get started by adding your child to your account.

-  **Add child with code**  
Connect with a parent code
-  **Add child through a teacher**  
Connect by searching for your child's teacher
-  **Add child at home**  
For points and other Beyond School features

### With parent code

Enter the code and click 'Check code'.

**Have a parent code?**

PDBWS8DS4 

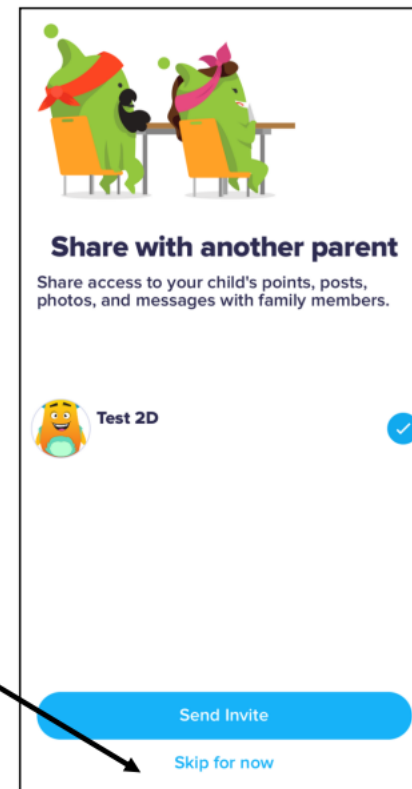
**Check code**

**Don't have a code?**

[Find your teacher](#)

If you wish to add a second parent, click send invite.

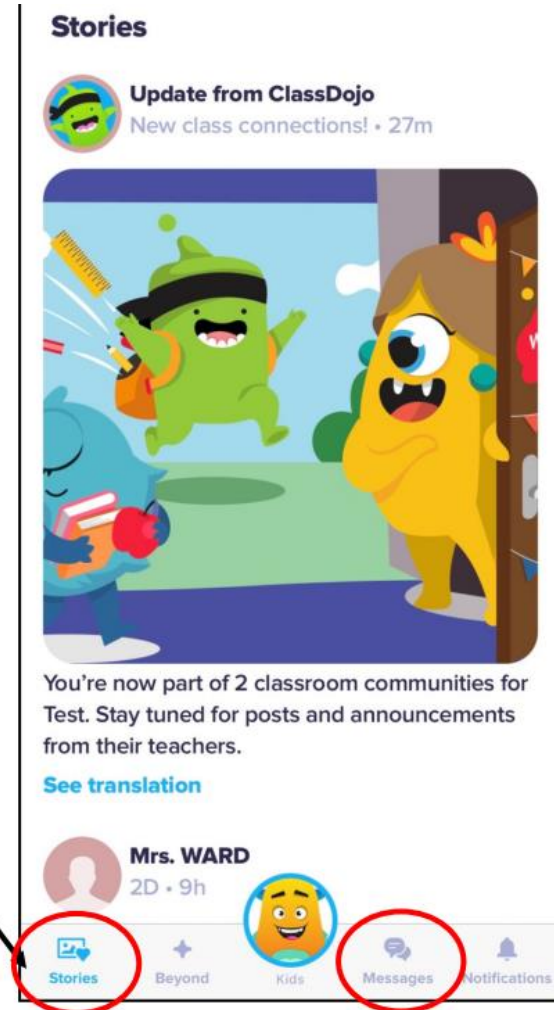
If you do not want to add a second parent, click 'Skip for now'.





# YOU DO NOT NEED TO UPGRADE!

This is you parents homepage.  
You can now view the class stories  
and send messages  
directly to your child's teacher.



# Social Media



Coming soon!

# Extra information and reminders



**PE** – Please practice dressing and undressing into and out of school uniform- polo shirts if possible on PE day. PE kits to go home every half term Mile a Day shoes stay at school. Please label PE kits.

**Show and Tell Leaves** – Please return by Monday 2<sup>nd</sup> of October.

**Visitors**

**Open Days**

**Questions?**